



## Correlación NES - First Discoveries/Basic

---

Plataforma *English Discoveries*



Buenos Aires Ciudad



Vamos Buenos Aires

**JEFE DE GOBIERNO**

Horacio Rodríguez Larreta

**MINISTRA DE EDUCACIÓN**

María Soledad Acuña

**DIRECTOR GENERAL DE PLANEAMIENTO EDUCATIVO**

Javier Simón

**GERENTA OPERATIVA DE LENGUAS EN LA EDUCACIÓN**

María José Fittipaldi

**SUBSECRETARIO DE TECNOLOGÍA EDUCATIVA Y SUSTENTABILIDAD**

Santiago Andrés

**DIRECTORA GENERAL DE EDUCACIÓN DIGITAL**

Mercedes Werner

**GERENTE OPERATIVO DE TECNOLOGÍA E INNOVACIÓN EDUCATIVA**

Roberto Tassi

**SUBSECRETARIA DE COORDINACIÓN PEDAGÓGICA Y EQUIDAD EDUCATIVA**

María Lucía Feced Abal

**SUBSECRETARIO DE CARRERA DOCENTE**

Manuel Vidal

**SUBSECRETARIO DE GESTIÓN ECONÓMICO FINANCIERA Y ADMINISTRACIÓN DE RECURSOS**

Sebastián Tomaghelli

**SUBSECRETARIA DE LA AGENCIA DE APRENDIZAJE A LO LARGO DE LA VIDA**

Eugenia Cortona

## Índice interactivo

 **Presentación**

 **Introducción**

 **Recursos para la NES**

 **First Discoveries**

 **Basic 1**

 **Basic 2**

 **Basic 3**

 **Additional Basic 1**

 **Additional Basic 2**

 **Additional Basic 3**

## Presentación

La plataforma English Discoveries presenta una serie de recursos (audios, videos, textos interactivos) y herramientas digitales listos para usar. Cada docente decide qué, cómo y cuándo usarlos con sus estudiantes. Esto significa que la decisión final al momento de seleccionar los materiales de la plataforma estará siempre a cargo del docente de idioma, que definirá cuáles son los más adecuados según su contexto áulico y su propuesta formativa.

Este documento orientador presenta una síntesis de los contenidos digitales disponibles en la plataforma. Dichos contenidos constituyen herramientas complementarias para los/las estudiantes que podrán ser utilizadas dentro y fuera de la escuela, como parte de su proceso de aprendizaje.

Cabe aclarar que para la realización de esta propuesta se tuvieron en cuenta dos tipos de referencia orientadora: una vinculada al Diseño Curricular de la Nueva Escuela Secundaria (NES) y la otra, al Marco Común Europeo de Referencia para las Lenguas (MCERL). El MCERL es un estándar para medir los diferentes niveles de comprensión y expresión orales y escritas en una lengua, y funciona como orientadora del proceso de aprendizaje de los/las estudiantes.

Se espera que los aportes de este documento faciliten el acceso y la selección de los contenidos digitales disponibles y acerquen a los/las estudiantes a una mayor variedad de recursos actualizados al momento de aprender una lengua adicional.

## ¿Cómo se navegan los textos?

Los materiales de esta propuesta cuentan con elementos interactivos que permiten la lectura hipertextual y optimizan la navegación.

4

Al cliquear regresa a la última página vista.

Folio con flechas interactivas que llevan a la página anterior y a la página posterior.

Ícono que permite imprimir.



Basic 1

Botones que indican los apartados principales.

El color azul y el subrayado indican un [vínculo](#) a un sitio/una página web.

## Introducción

La plataforma English Discoveries cuenta con diez cursos agrupados en tres niveles: *Principiante*, *Intermedio* y *Avanzado*. Asimismo, cada nivel incluye material complementario como *guías fotocopiables de actividades y planes de clase y práctica en línea adicional* focalizada en el desarrollo de habilidades relacionadas con el aprendizaje del idioma inglés: lectura, escritura, oralidad y escucha.

Los contenidos de las unidades de cada nivel presentan tres instancias de abordaje: *Exploración*, *Práctica* y *Evaluación*. A través de ellas, los/las estudiantes realizan un recorrido de actividades basadas en la comprensión de diferentes textos, audios y videos; reflexionan así sobre el uso de estructuras gramaticales y vocabulario específico, y se enfatiza el desarrollo de habilidades lingüísticas. La mayoría de las unidades incluyen diálogos contextualizados que permiten que los/las estudiantes, además de realizar una práctica de comprensión auditiva, puedan grabar su propia voz para mejorar su fonética y su dicción.

A medida que cada estudiante realice las distintas actividades, su avance se registra en la sección *My Progress*. El/la docente podrá supervisar el proceso de aprendizaje en forma individual y grupal, mediante el acceso a la plataforma a través de su cuenta @bue en el [Portal de Educación](#).

English Discoveries también cuenta con una sección llamada *Discoveries Magazine*, con artículos que se actualizan mensualmente y que complementan la práctica de lectocomprensión de las unidades. Cada artículo cuenta con tres versiones graduadas según los niveles (básico, intermedio y avanzado), que pueden utilizarse en clases de habilidades mixtas (*mixed-ability classrooms*). También está acompañado de preguntas sobre el texto para realizar una actividad de respuestas múltiples (*multiple choice*).

Para la revisión y el desarrollo de vocabulario, los/las estudiantes podrán practicar diferentes juegos, como *Word Search* (básico, intermedio y avanzado), *Snowman* y *Crossword*.

La sección *Talking Idioms* permite acercarse al mundo de las expresiones coloquiales propias del idioma de una forma contextualizada y didáctica, y el libro *My Grammar Book* permite leer sobre distintos aspectos de la gramática de la lengua que se aprende (como por ejemplo los tiempos verbales) y conocer ejemplos de uso.

Durante el recorrido por la plataforma, se puede consultar el *Diccionario* en línea para conocer el significado y la pronunciación de cada palabra buscada.

En la presentación [A, B, C sobre la plataforma de Inglés](#), es posible visualizar las diferentes opciones que ofrece esta herramienta y cómo funciona.

## Recursos para NES (1.º a 5.º año)

Los recursos sugeridos a continuación corresponden al nivel básico de la plataforma English Discoveries, que se corresponde con la propuesta del Diseño Curricular para la Formación General del Ciclo Orientado del Bachillerato para Lenguas Adicionales y el Marco Común Europeo de Referencia para las Lenguas (MCERL).

Los/las docentes podrán consultar la selección de los contenidos digitales disponibles y elegir aquellos que resulten más adecuados a su contexto áulico y su propuesta formativa.

Dichos contenidos están organizados por unidad. Cada unidad presenta un resumen de su contenido y las áreas en las que se focaliza cada lección que la compone; además, incluye información sobre material adicional disponible, como actividades fotocopiables y secuencias didácticas sobre la temática de la unidad. A continuación se detallan los íconos de las actividades de cada clase:



**Escucha**



**Oralidad**



**Gramática**



**Material Fotocopiable**



**Lectura**



**Escritura**



**Vocabulario**





















**Secuencias Didácticas**

# First Discoveries










(MCERL A1)










1.º año NES










Unit	Lesson	Learning Area	Lexical Area
<p><b>Unit 3. Supermarket shopping</b></p> <p>This unit focuses on the language needed for supermarket shopping and talking about food and drink. Learners watch a video clip set in a supermarket, listen and take part in a dialogue between a customer and a cashier, read an ad for a supermarket, and read and write a shopping list. They are also presented with and practice words for food and drink, prepositions, and the family.</p>	 <p><b>Where's the Milk?</b></p>	Learners watch a video clip about Lisa, who comes home to find there is no food in the house. She goes to the supermarket, not realizing that her husband, John, has also gone shopping.	Prepositions of place Food & drink Shopping The family
	 <p><b>Cash or Credit?</b></p>	Learners watch a short video clip of a conversation between John and the supermarket cashier.	
	 <p><b>Come to City Market!</b></p>	Learners read a short ad for a supermarket.	
	 <p><b>Lisa's Note</b></p>	Learners read Lisa's note to John and then write their own shopping list.	
	 <p><b>Food and Drink</b></p>	Learners are exposed to and practice basic food and drink vocabulary.	
	 <p><b>Prepositions</b></p>	Learners are exposed to and practice using some basic prepositions.	
	 <p><b>The Family</b></p>	Learners are exposed to and practice using words to describe immediate family relationships, within the context of talking about their own families.	









Unit	Lesson	Learning Area	Lexical Area
 <b>Extra material</b>	 <b>Handout activity:</b> First Discoveries		
<b>Unit 4. My Day</b>  This unit focuses on the language we use to talk about daily routines and occupations. Learners will watch a video clip about the day in the life of a married couple. They will listen to and participate in a dialogue between two people who are discussing their daily routine. They will read a story about the background of the married couple from the video and read and write a short postcard. They will be presented with and practice vocabulary to talk about occupations, routines, and telling the time.	 <b>Have a Nice Day!</b>  Learners watch a video clip in which a mother leaves her baby with her husband for the day while she goes out to work.	Simple present for habitual actions and routines	Telling the time Jobs Routine verbs
 <b>What Do You Do?</b>  Learners watch a short video clip of a conversation in which Sam is asking his friend, Sarah, about her job.	 <b>Meet John and Lisa!</b>  Learners read a story about a married couple, John and Lisa.		
	 <b>Karen's Postcard</b>  Learners read Karen's postcard to her mother about her new daily routine.		
	 <b>Occupations</b>  Learners are exposed to and practice words to describe occupations.		
	 <b>The Time</b>  Learners are exposed to and practice telling the time in English.		
	 <b>Routines</b>  Learners are exposed to and practice the language of daily routines in English.		
 <b>Extra material</b>	 <b>Handout activity:</b> First Discoveries		



Unit	Lesson	Learning Area	Lexical Area	
<p><b>Unit 5. At the Doctor</b></p> <p>This unit focuses on the language we use to talk about physical complaints and to make appointments with the doctor. Learners will watch a video clip about a man who visits the doctor. They will listen to and participate in a dialogue between a woman and a medical receptionist. They will read a set of instructions to accompany some pills and will read and write an email message in which the writer explains that they are sick. They will be presented with and practice vocabulary to talk about parts of the body, at the doctor, and days of the week.</p>	 <p><b>How Are You Feeling?</b></p>	Learners watch a video clip in which a young man visits the doctor.	<p><b>Have</b> to explain health issues</p> <p>Simple present for free time activities</p>	<p>Parts of the body</p> <p>Common illnesses and symptoms</p> <p>Days of the week</p>
	 <p><b>I'd Like to Make an Appointment</b></p>	Learners watch a short video clip in which a woman makes an appointment with a medical receptionist.		
	 <p><b>Easy Pain</b></p>	Learners read the instructions on a bottle of pain relief pills.		
	 <p><b>Sam's Email</b></p>	Learners read an email from Sam to his boss, in which he explains that he can't come to work because he is sick.		
	 <p><b>The Body</b></p>	Learners are exposed to and practice words for parts of the body.		
	 <p><b>At the Doctor</b></p>	Learners are exposed to and practice words and phrases used in connection with visiting the doctor and talking about physical complaints.		
	 <p><b>Days of the Week</b></p>	Learners are exposed to and practice the days of the week.		
 <p><b>Extra material</b></p>	 <p><b>Handout activity:</b> First Discoveries</p>			

Unit	Lesson	Learning Area	Lexical Area
<p><b>Unit 6. Shopping for Clothes</b></p> <p>This unit focuses on shopping for clothes. Learners will watch a video clip about a young woman who is shopping for clothes with her boyfriend. They will listen to and participate in a dialogue between a customer and a sales assistant in a clothes store. They will read an ad for a clothing sale and read and write a thank you letter. They will be presented with and practice vocabulary for clothes, colors and months of the year.</p>	 <p><b>Let's Go</b></p>	Learners watch a video clip in which Ana goes clothes shopping with her boyfriend, Mike.	Have for possessions
	 <p><b>Present Continuous: Negative</b></p>	Learners watch a short video clip in which a man is asking a sales assistant for information about some pants.	
	 <p><b>Present Continuous: WH Questions</b></p>	Learners read an ad for a sale at a clothes store.	
	 <p><b>Verbs</b></p>	Learners read a letter from Ana to her mother in which she thanks her for a new shirt.	
	 <p><b>Colors</b></p>	Learners are exposed to and practice colors.	
	 <p><b>Clothes</b></p>	Learners are exposed to and practice words for clothes.	
	 <p><b>Months</b></p>	Learners are exposed to and practice months of the year.	
	 <p><b>Extra material</b></p>	 <p><b>Handout activity:</b> First Discoveries</p>	









Unit	Lesson	Learning Area	Lexical Area
<p><b>Unit 7. A Place to Live</b></p> <p>This unit focuses on moving house. Learners will watch a video clip about a young man who is looking for a new roommate. They will listen to and participate in a dialogue between a real estate agent and a client. They will read some housing ads and read and write a short email requesting information about renting an apartment. They will be presented with, and practice, vocabulary for adjectives, rooms of the house, and furniture.</p>	 <p><b>So You Want a Roommate?</b></p>	Learners watch a video clip in which Dave shows three prospective roommates around his apartment.	<p><b>Would like</b> for polite requests</p> <p>Rooms of houses and apartments</p> <p>Furniture</p> <p>Adjectives to describe places</p>
	 <p><b>I'd Like to Rent an Apartment</b></p>	Learners watch a short video clip of a phone conversation between a real estate agent and a woman who wants to rent an apartment.	
	 <p><b>Thomson Real Estate</b></p>	Learners read two ads for a real estate agent.	
	 <p><b>Kate's Email</b></p>	Learners read an email from Kate to a real estate agent, asking for information about renting an apartment.	
	 <p><b>Rooms of the House</b></p>	Learners are exposed to and practice words for the rooms of the house.	
	 <p><b>Furniture</b></p>	Learners are exposed to and practice words for everyday pieces of furniture.	
	 <p><b>Adjectives</b></p>	Learners are exposed to and practice adjectives in the context of describing objects and giving opinions.	
	 <p><b>Extra material</b></p>	 <p><b>Handout activity:</b> First Discoveries</p>	








Unit	Lesson	Learning Area	Lexical Area
<p><b>Unit 8. Going Out</b></p> <p>This unit focuses on leisure activities. Learners will watch a video clip about a young man who wants to go out with his friends. They will listen to and participate in a dialogue between two friends who are deciding to go out. They will read a movie theater program and read and write a personal email. They will be presented with, and practice vocabulary, for hobbies and places of work.</p>	 <p><b>Have Fun!</b></p>	Learners watch a video clip in which Tom wants to go out with his friends. Unfortunately, they are all busy.	<p><b>Let's</b> for suggestions and invitations</p> <p>Hobbies</p> <p>Places in a city</p>
	 <p><b>What Do You Want to Do Tonight?</b></p>	Learners watch a short video clip of a phone conversation between two friends who are deciding to go out.	
	 <p><b>Movie City</b></p>	Learners read the program for a local movie theater.	
	 <p><b>Tom's Email</b></p>	Learners read an email from Tom to Laura, suggesting they go out.	
	 <p><b>Hobbies</b></p>	Learners are exposed to and practice words and phrases to talk about free-time activities.	
	 <p><b>Places</b></p>	Learners are exposed to and practice words for places of work and recreation.	
	 <p><b>Extra material</b></p>	 <p><b>Handout activity:</b> First Discoveries</p>	

# Basic 1








(MCERL A1)

2.º año NES






Unit	Lesson	Learning Area	Lexical Area	
<p><b>Unit 1. Meet A Rock Star</b></p> <p>This unit deals with the excitement of a rock show and meeting your favorite star. Learners will listen to a radio report from a rock show. They will listen to and take part in a dialogue about fans looking for their rock idol, and read a personal ad from a rock singer looking for a girlfriend.</p> <p>The grammar section deals with the verb "Be": affirmative, Yes/No questions, and contractions.</p> <p>The vocabulary section provides learners with exposure to and practice of words and phrases on the topic of entertainment.</p>	 <p><b>Art</b></p>	<p>A radio program about the opening of Rock and Roll Night at the Apollo Theater.</p>	<p>"Be" (affirmative, negative questions and short answers)</p> <p>Simple present</p>	<p>Introductions</p> <p>Meeting people</p> <p>Likes and dislikes</p> <p>Entertainment</p>
	 <p><b>Meet Me!</b></p>	<p>A personal ad written by a rock singer looking for a girlfriend.</p>		
	 <p><b>Be: Affirmative</b></p>	<p>Presentation and practice of the affirmative form of the verb "Be."</p>		
	 <p><b>Be: Yes/No Questions</b></p>	<p>Presentation and practice of Yes/No questions using the verb "Be."</p>		
	 <p><b>Be: Contractions</b></p>	<p>Presentation and practice of contracted forms of the verb "Be."</p>		
	 <p><b>Entertainment</b></p>	<p>Presentation and practice of vocabulary associated with the topic of entertainment.</p>		
	 <p><b>Extra material</b></p>	 <p><b>Handout activity:</b> Basic 1</p>		








Unit	Lesson	Learning Area	Lexical Area
<p><b>Unit 2. Against The Law</b></p> <p>This unit deals with crime and the law. Learners will watch a video clip about the mysterious Victor Petrov and a diamond necklace. They will listen to and take part in a dialogue about a young man getting a parking ticket, and read a story about a woman who has her wallet stolen in New York City.</p> <p>The grammar section deals with "Be": short answers and demonstratives.</p> <p>The vocabulary section provides learners with exposure to and practice of words and phrases on the topic of crime.</p>	 <p><b>The Diamond Necklace</b></p>	<p>A video with two men and a woman in a restaurant. The men exchange money and a diamond necklace.</p>	<p>Verb "Be" (short answers)</p> <p>Demonstrative adjectives (that/those/this/these)</p> <p>Crime</p>
	 <p><b>Follow That Man!</b></p>	<p>A story in which a tourist in New York City has her wallet stolen. She sees the thief eating at a restaurant and calls the police to arrest him.</p>	
	 <p><b>Be: Short Answers</b></p>	<p>Presentation and practice of short answers using the verb "Be."</p>	
	 <p><b>Nouns: This/ That/ These/Those</b></p>	<p>Presentation and practice of the demonstratives, "this," "that," "these," "those."</p>	
	 <p><b>Crime</b></p>	<p>Presentation and practice of vocabulary associated with the topic of crime.</p>	
	 <p><b>Extra material</b></p>	 <p><b>Handout activity:</b> Basic 1</p>	








Unit	Lesson	Learning Area	Lexical Area
<p><b>Unit 3. At The Restaurant</b></p> <p>This unit focuses on eating out. Learners will listen to a radio ad about a café. They will listen to and take part in a dialogue in which two women decide what to eat at a restaurant. They will read about a new Mexican restaurant in New York City.</p> <p>The grammar section deals with noun: singular/plural, there is/there are, and articles.</p> <p>The vocabulary section provides learners with exposure to and practice of words and phrases on the topic of restaurants.</p>	 <p><b>Delicious Salads</b></p>	Two women are looking at restaurant menus and deciding what to eat.	There is / there are Nouns (singular & plural) Articles (a, an, the)
	 <p><b>Nouns: Singular/ Plural</b></p>	Presentation and practice of singular and plural nouns: focus on spelling changes.	
	 <p><b>Nouns: There Is/ There Are</b></p>	Presentation and practice of "there is" and "there are."	
	 <p><b>Nouns: Articles</b></p>	Presentation and practice of articles: a, an, the.	
	 <p><b>Restaurants</b></p>	Presentation and practice of vocabulary associated with the topic of restaurants.	
	 <p><b>Extra material</b></p>	 <p><b>Handout activity:</b> Basic 1</p>	









Unit	Lesson	Learning Area	Lexical Area
<p><b>Unit 5. Going Out</b></p> <p>This unit focuses on dating and going out. Learners will watch a video clip of two young women in a library discussing a young man. They will listen to and take part in a dialogue between two people deciding whether to take a taxi or not, and read a story about a young man writing a note to a young woman.</p> <p>The grammar section deals with Present continuous: negative and WH questions.</p> <p>The vocabulary section provides learners with exposure to and practice of words and phrases on the topic of verbs.</p>	 <p><b>Let's Go</b></p>	Two friends deciding whether to walk or take a taxi.	Present continuous (negative, WH questions)
	 <p><b>Present Continuous: Negative</b></p>	Presentation and practice of the negative form of the Present continuous.	
	 <p><b>Present Continuous: WH Questions</b></p>	Presentation and practice of WH questions of the Present continuous.	
	 <p><b>Verbs</b></p>	Presentation and practice of vocabulary associated with the topic of verbs.	
	 <p><b>Extra materials</b></p>	 <p><b>Handout activity:</b> Basic 1</p>	
	 <p><b>Teaching sequence:</b> <a href="#">Tourist attractions in London and Buenos Aires</a></p>		












Unit	Lesson	Learning Area	Lexical Area
<p><b>Unit 6. About People</b></p> <p>This unit is about people and families. Learners will listen to an outgoing voice mail message from the Dixon family. They will listen to and take part in a dialogue between two students discussing their studies, and will read an e-mail about a family on vacation in Monaco.</p> <p>The grammar section deals with "Be": negative, and Present continuous: spelling changes.</p> <p>The vocabulary section provides learners with exposure to and practice of words and phrases on the topic of adjectives.</p>	 <p><b>Studies</b></p> <p>Two students discuss their studies.</p>	<p>Verb "Be": negative</p> <p>Present continuous: spelling changes</p>	<p>Adjectives to describe people and things</p>
	 <p><b>Be: Negative</b></p> <p>Presentation and practice of the negative form of the verb "Be."</p>		
	 <p><b>Present Continuous: Spelling Changes</b></p> <p>Presentation and practice of spelling changes involving the Present continuous.</p>		
	 <p><b>Adjectives</b></p> <p>Presentation and practice of vocabulary associated with the topic of adjectives.</p>		
	 <p><b>Extra material</b></p>		










Unit	Lesson	Learning Area	Lexical Area	
<p><b>Unit 7. For Sale</b></p> <p>This unit focuses on things for sale. Learners will listen to an ad for a sale at a department store. They will listen to and take part in a dialogue with a man setting up an appointment to present his new products, and will read a "for sale" notice for a sports car.</p> <p>The grammar section deals with possessive nouns and Present continuous: Contractions.</p> <p>The vocabulary section provides learners with exposure to and practice of words and phrases on the topic of shopping.</p>	 <p><b>Car For Sale</b></p>	<p>A "For Sale" ad for a red and white sports car.</p>	<p>Nouns: possessive case</p> <p>Present continuous: contractions</p> <p>Will: predictions</p>	<p>Shopping</p> <p>On the phone</p>
	 <p><b>Phone Call</b></p>	<p>A woman is talking to make an appointment by phone.</p>		
	 <p><b>Nouns: Possessive</b></p>	<p>Presentation and practice of the possessive form of nouns.</p>		
	 <p><b>Present Continuous: Contractions</b></p>	<p>Presentation and practice of contracted forms of Present continuous.</p>		
	 <p><b>Shopping</b></p>	<p>Presentation and practice of vocabulary associated with the topic of shopping.</p>		
	 <p><b>Extra material</b></p>	 <p><b>Handout activity:</b> Basic 1</p>		






Unit	Lesson	Learning Area	Lexical Area
<p><b>Unit 8. On The Move</b></p> <p>This unit deals with travel and transportation. In it learners will watch a video clip of a man enquiring about the price of a bus ticket and where the bus stop is. They will listen to and take part in a dialogue between a couple at a bus stop, and will read a story about a woman on a train trip to Washington, D.C.</p> <p>The grammar section deals with pronouns: subject, object, and possessive.</p> <p>The vocabulary section provides learners with exposure to and practice of words and phrases on the topic of transport.</p>	 <p><b>The Bus To Trenton Street</b></p>	A video clip of a man enquiring about the price of a bus ticket and where the bus stop is.	Pronouns (subject, object, possessive)
	 <p><b>Pronouns: Subject</b></p>	Presentation and practice of subject pronouns.	
	 <p><b>Pronouns: Object</b></p>	Presentation and practice of object pronouns.	
	 <p><b>Pronouns: Possessive</b></p>	Presentation and practice of possessive pronouns.	
	 <p><b>Transport</b></p>	Presentation and practice of vocabulary associated with the topic of transport.	
	 <p><b>Extra material</b></p>	 <p><b>Handout activity:</b> Basic 1</p>	









Unit	Lesson	Learning Area	Lexical Area
<p><b>Unit 9. Health And Fitness</b></p> <p>This unit is about health and fitness. Learners will become familiar with words and phrases related to this topic. They will watch a video of two women being given a tour of a gym and write a short description of the gym. Learners will watch and take part in a video conversation at a sports store and talk about what they do to keep fit.</p> <p>The grammar focus for this unit is imperatives, and the comprehension strategy is identifying the main idea.</p> <p>The vocabulary section deals with health and fitness.</p>	 <p><b>Introduction: Health And Fitness</b></p>	<p>Imperatives (commands, polite requests, instructions, suggestions)</p>	<p>Exercising Keeping fit</p>
	 <p><b>Let's Register</b></p>		
		 <p><b>Fitness Now</b></p>	<p>A podcast about health at the office.</p> <p>A writing practice about how to stay fit at work.</p>
		 <p><b>Extra material</b></p>	 <p><b>Handout activity:</b> Basic 1</p>
		 <p><b>Teaching sequence:</b> <a href="#">What food can you eat to have a healthy diet?</a></p>	

## Additional Basic 1








Skill	Title	Summary	Learning Area	Lexical Area
	<b>The Gold Coins</b>	Brenda Cash is diving for treasure in Key West, Florida. She finds gold but has it stolen by the captain of the boat she hired.	Present simple Present continuous	Crime
	<b>Computer Sales People Wanted</b>	An advertisement about a job opportunity for computer salespeople.	Present simple	Introductions Jobs
	<b>Italy</b>	Ellen is sending an email from Rome describing her trip to a friend.	Present continuous	Going out Free time
	<b>New Picasso Exhibition</b>	An exhibition of Picasso's painting is being held at the Museum of Modern Art.	Present simple	Entertainment Going out
	<b>Americans Are Eating Less Meat</b>	Americans are following a healthier lifestyle by eating less red meat and exercising more often.	Present simple	Going out
	<b>Time-Travelling Tourist</b>	Carol visits the Tower of London. She finds a magic coin, which transports her back in time to the time of Anne Boleyn and King Henry VIII.	Present continuous	Introductions Meeting people
	<b>France</b>	A husband and wife are having a good time in Paris with their family	Present simple Present continuous	Entertainment Going out
	<b>Buy A Home!</b>	An advertisement for a large house in the suburbs of New Jersey.	Present simple	Adjectives to describe
	<b>Take Home A Pet Today!</b>	An advertisement for a large, black, 10-month old dog for sale.	Present simple	Adjectives

Skill	Title	Summary	Learning Area	Lexical Area
	<b>Budapest</b>	Ann is writing to her parents describing the city's buildings and people.	Present simple	Entertainment Going out
	<b>Missing Money</b>	The First Bank of New York is missing a small amount of money every day. The police are investigating.	Present simple	Crime
	<b>Haiti</b>	Philip is writing to Roger from Port au Prince, the capital of Haiti.	Present simple	Means of transport Going out
	<b>News</b>	The launch of a space shuttle at Cape Canaveral, Florida.	Present simple Present continuous	Entertainment
	<b>Family</b>	Jenny's mother leaves a message asking Jenny to return the call.	Present simple Present continuous	On the phone
	<b>Sunrise Coffee</b>	A radio advertisement about Sunrise Coffee.	Present simple	Food & drinks
	<b>Friends</b>	Jack informs a friend that he has bought tickets for a rock concert for that evening.	Present simple	On the phone
	<b>Sports</b>	A broadcast of the last minutes of a football game.	Present simple Present continuous	Entertainment
	<b>Music</b>	The lead singer of the rock band "FAST Food" is being interviewed.	Present simple	Entertainment

Skill	Title	Summary	Learning Area	Lexical Area
	<b>Phone Sales</b>	A salesman leaves a message about the distribution of free newspapers.	Present simple	On the phone
	<b>Drama</b>	A husband informs his wife that he needs to travel again.	Present simple	Going out Means of transport
	<b>Quiz</b>	A game show called "The Question Game" in which contestants try to answer questions for prizes.	Present simple	Entertainment
	<b>Weather</b>	A broadcast of the morning weather report.	Present continuous	Going out
	<b>Call-In</b>	A program where calls from the public are taken on the subject of the closure of an old movie theater.	Present simple	Entertainment

Skill	Title	Summary	Learning Area	Lexical Area
	<b>Nonsmoking Room</b>	A hotel guest checks into a non-smoking room in a hotel.	Present simple	Going out Travelling
	<b>Bellhop</b>	A woman hotel guest asks the bellhop about the restaurant.	Present simple	Going out Food & drink
	<b>Can I Help?</b>	A receptionist greets a woman who has come for an appointment.	Present simple	Introductions Meeting people greetings
	<b>Room 515</b>	A receptionist gives directions to a man who has come for a meeting at the office.	Present simple	Meeting people greetings
	<b>Coatroom</b>	A woman at the entrance to an art gallery is asking another where she can put her cat.	Present simple	Introductions Meeting people Greetings
	<b>Elevator</b>	A man asks another man where the elevator is.	Present simple	Introductions Meeting people Greetings
	<b>Italian Restaurant</b>	A man is asking another man for directions to an Italian restaurant.	Present simple	Introductions Meeting people Greetings
	<b>Small Talk</b>	A man is asking another man questions about himself	Present simple	Introductions Meeting people Greetings











Skill	Title	Summary
	<b>Be: Present Simple</b>	Review of the use of the verb "Be" in Present simple affirmative and negative sentences, questions, etc.
	<b>Be: Tag Questions</b>	Review of the use of the verb "Be" in Present simple affirmative and negative sentences, questions, etc.
	<b>Be: Wh Questions</b>	Presentation and practice of tag questions using the verb "Be".
	<b>Singular, Plural And Possessive Nouns</b>	Review of the use of singular, plural and possessive nouns.
	<b>Present Continuous</b>	Review of the use of Present continuous in affirmative and negative sentences, questions, etc.
	<b>Present Continuous - Tag Questions</b>	Presentation and practice of tag questions in the Present continuous tense.
	<b>Subject, Object And Possessive Pronoun</b>	Review of the use of subject, object and possessive pronouns.











## Basic 2








(MCERL A2)











3<sup>er</sup> año NES


Unit	Lesson	Learning Area	Lexical Area
<p><b>Unit 1. Buying And Selling</b></p> <p>In this unit learners will listen to a telesales message about a magazine subscription. They will listen to and take part in a dialogue between two women at a party discussing a new dress, and will read a story about a woman who didn't get the chair she ordered from a furniture store.</p> <p>The grammar section deals with the past tense of "Be" statements and questions.</p> <p>The vocabulary section provides learners with exposure to and practice of words and phrases on the topic of shopping.</p>	 <b>Phone Sales</b>	A voice mail message about a sale of Working People Magazine.	"Be" (affirmative, negative questions and short answers)  Simple past
	 <b>Wrong Colour</b>	A story in which a woman received the wrong coloured chair. When she goes to the store to return it, she finds another customer returning the chair she had ordered.	
	 <b>Dress From Paris</b>	A woman at a party is asking her friend about the dress she is wearing.	
	 <b>Be - Past: Statements</b>	Presentation and practice of statements using the past form of the verb "Be".	
	 <b>Be - Past: Questions</b>	Presentation and practice of questions using the past form of the verb "Be".	
	 <b>Shopping 2</b>	Presentation and practice of vocabulary associated with the topic of shopping.	
	 <b>Extra material</b>	 <b>Handout activity:</b> Basic 2	









Unit	Lesson	Learning Area	Lexical Area
<p><b>Unit 2. Healthy Eating</b></p> <p>This unit is about healthy food and dieting. Learners will listen to a radio show about the benefits of eating salads. They will listen to and take part in a dialogue in which a man is offering cake to a woman, and will read an article about people losing weight by following a new diet.</p> <p>The grammar section deals with nouns: non-count and count and their quantifiers.</p> <p>The vocabulary section provides learners with exposure to and practice of words and phrases on the topic of in the kitchen.</p>	 <p><b>Food</b></p>	<p>A radio show about the value of eating fresh salads.</p>	<p>Countable / uncountable nouns</p> <p>Quantifiers</p>
	 <p><b>Dieters Are Feeling Great!</b></p>	<p>An article about people who lost weight by following the "Fit feels great" diet book.</p>	
	 <p><b>Nouns: Non-Count and Quantifiers</b></p>	<p>Presentation and practice of non-count nouns and quantifiers.</p>	
	 <p><b>Nouns: Count Nouns And Quantifiers</b></p>	<p>Presentation and practice of count nouns and quantifiers.</p>	
	 <p><b>In The Kitchen</b></p>	<p>Presentation and practice of vocabulary associated with the topic of in the kitchen.</p>	
 <p><b>Extra material</b></p>	 <p><b>Handout activity:</b> Basic 2</p>		

Unit	Lesson	Learning Area	Lexical Area
<p><b>Unit 4. Sports</b></p> <p>In this unit learners will listen to a radio report of the day's sporting events. They will listen to and take part in a dialogue in which two women are making plans for the day, and will read an article about money making in the sports business.</p> <p>The grammar section deals with comparison of adjectives - equality, comparatives, and superlatives.</p> <p>The vocabulary section provides learners with exposure to and practice of words and phrases on the topic of sports.</p>	 <p><b>Sports</b></p>	<p>A radio report of the day's sports results.</p>	<p>Comparison of adjectives: as ... as</p> <p>Comparatives</p> <p>Superlatives</p>
	 <p><b>People Are Crazy About Sports</b></p>	<p>An article about the sports business.</p>	
	 <p><b>Let's Go Swimming</b></p>	<p>Two women in the street are making plans for the afternoon.</p>	
	 <p><b>Comparison Of Adjectives: Equality</b></p>	<p>Presentation and practice of comparative structures for expressing equality.</p>	
	 <p><b>Comparison Of Adjectives: Comparatives</b></p>	<p>Presentation and practice of comparative adjectives.</p>	
	 <p><b>Comparison Of Adjectives: Superlatives</b></p>	<p>Presentation and practice of superlative adjectives.</p>	
	 <p><b>Sports</b></p>	<p>Presentation and practice of vocabulary associated with the topic of sports.</p>	
	 <p><b>Extra materials</b></p>	 <p><b>Handout activity:</b> Basic 2</p>	
	 <p><b>Teaching sequence:</b> <a href="#">What are the health benefit of playing sports?</a></p>		









Unit	Lesson	Learning Area	Lexical Area
<p><b>Unit 5. Enjoy Your Meal!</b></p> <p>This unit focuses on food and eating. Learners will watch a video clip in which a waiter takes an order from diners in a restaurant. They will listen to and take part in a dialogue in which two friends decide to go for coffee, and read an ad for a sale at a supermarket.</p> <p>The grammar section deals with count and non-count nouns.</p> <p>The vocabulary section provides learners with exposure to and practice of words and phrases on the topic of nutrition.</p>	 <p><b>In The Restaurant</b></p>	A video in which a waiter is taking an order from two women.	Countable / uncountable nouns
	 <p><b>Sale At Shopright</b></p>	An advertisement announcing a sale at Shopright supermarket.	
	 <p><b>Good To See You</b></p>	A man and a woman in the Street decide to go for a coffee.	
	 <p><b>Nouns: Count and Non-Count Nouns</b></p>	Presentation and practice of count and non-count nouns.	
	 <p><b>Nutrition</b></p>	Presentation and practice of vocabulary associated with the topic of nutrition.	
	 <p><b>Extra material</b></p>	 <p><b>Handout activity:</b> Basic 2</p>	

Unit	Lesson	Learning Area	Lexical Area
<p><b>Unit 6. Interesting People</b></p> <p>This unit deals with people who have done interesting things. Learners will listen to a radio interview with the inventor of the “whistling wallet.” They will listen to and take part in a dialogue in which a couple is having a difference of opinion, and read an article about a woman who started her own cleaning business.</p> <p>The grammar section deals with the Past simple - regular, irregular, and question form.</p> <p>The vocabulary section provides learners with exposure to and practice of words and phrases on the topic of adjectives.</p>	 <b>Interview</b>	A radio interview with Larry about his newest invention: the whistling wallet.	Past simple: regular & irregular verbs Questions
	 <b>Do It!</b>	An article about a woman who started her own cleaning business because she liked telling people what to do.	
	 <b>Movie Star</b>	A man and a woman at party have a difference of opinion.	
	 <b>Past Simple: Regular Verbs</b>	Presentation of the Past simple form of regular verbs.	
	 <b>Past Simple: Irregular Verbs</b>	Presentation and practice of Past simple forms of irregular verbs.	
	 <b>Past Simple: Questions</b>	Presentation and practice of questions using Past simple.	
	 <b>Adjectives 2</b>	Presentation and practice vocabulary associated with the topic of adjectives.	
	 <b>Extra materials</b>	 <b>Handout activity:</b> Basic 2	
 <b>Teaching sequence:</b> <a href="#">Who are or were these extraordinary women?</a>			

Unit	Lesson	Learning Area	Lexical Area
<p><b>Unit 7. Family Life</b></p> <p>This unit is about different aspects of family life. Learners will watch a video clip of a father and a daughter beginning their day. They will listen to and take part in a dialogue in which a young boy is asking permission to play at the train station, and will read a story about a family reunion.</p> <p>The grammar section deals with the Present simple - tag questions, and the modal "can."</p> <p>The vocabulary section provides learners with exposure to and practice of words and phrases on the topic of relationships.</p>	 <p><b>Good Morning!</b></p> <p>A video of a father and a daughter beginning their days.</p>	<p>Present simple: tag questions</p> <p>Modal verbs: can</p>	<p>Family members</p> <p>Relationships</p>
	 <p><b>The Family Picnic</b></p> <p>A story about surprise family reunion.</p>		
	 <p><b>Can I?</b></p> <p>A child at the train station is asking for his mother's permission to play.</p>		
	 <p><b>Present Simple: Tag Questions</b></p> <p>Presentation and practice of tag questions using the Present simple.</p>		
	 <p><b>Modals: Can</b></p> <p>Presentation and practice of the modal "can".</p>		
	 <p><b>Relationships</b></p> <p>Presentation and practice of vocabulary associated with the topic of relationships.</p>		
	 <p><b>Extra material</b></p>	 <p><b>Handout activity:</b> Basic 2</p>	

Unit	Lesson	Learning Area	Lexical Area
<p><b>Unit 9. Housing</b></p> <p>This unit is about housing. Learners will become familiar with words and phrases related to the topic, identify and use prepositions of place to talk about accommodation. Learners are presented with and practice comprehension strategies focusing on important details and scanning.</p> <p>The vocabulary section deals with accommodation, parts of the house, amenities, appliances and furniture.</p>	 <p><b>Introduction: Housing</b></p>	Prepositions of place	Housing Parts of houses Amenities Appliances Furniture
			
	 <p><b>Roommate Wanted!</b></p>	The comprehension strategies focusing on important details and scanning are presented. Learners read an online ad for a roommate. They then listen to a conversation and talk about where they live.	
			
	 <p><b>Apartment For Rent</b></p> 	Learners watch a video about a real estate agent showing a man an apartment for rent. They then write a description of the apartment in the video.	
 <p><b>Student Housing</b></p> 	Learners watch and take part in a video conversation about finding university accommodation.		



Unit	Lesson	Learning Area	Lexical Area
	 <b>Tiny Homes</b> 	Learners read an article about tiny houses and summarize the article for a friend.	
 <b>Extra material</b>	 <b>Handout activity:</b> Basic 2		
<p><b>Unit 10. Hobbies</b></p> <p>This unit is about hobbies. Learners will become familiar with words and phrases related to the topic.</p> <p>The grammar section deals with identifying and using different parts of speech to talk about hobbies.</p>	 <b>Introduction: Hobbies</b> 	<p>The topic of hobbies is introduced. Learners are exposed to and practice words and phrases on the topic.</p> <p>Different parts of speech are presented and practiced.</p>	<p>Parts of speech: nouns, verbs, adjectives, adverbs</p> <p>Simple present</p> <p>Free time activities</p>
	 <b>Plans For The Weekend</b> 	Learners watch a video in which two coworkers are making plans for the weekend. Then they write about what they do on the weekend.	



**What Do You Do In Your Spare Time?**

Learners watch and take part in a video conversation between two people who are discussing what they do in their spare time. They then take part in a branching conversation about what they do in their spare time.



**Why It's Important To Have A Hobby**

Learners read an article about why it's important to have a hobby and summarize what they have read for a friend.



**Interesting Hobbies**

Learners listen to part of a podcast about unusual hobbies and talk about which hobby they like best.



**Extra materials**



















**Handout activity:** Basic 2


















**Teaching Sequence:** [How important is music in your life?](#)









## Additional Basic 2

Skill	Title	Summary	Learning Area	Lexical Area
	<b>Zippy Office Help</b>	An advertisement for a temporary office help agency.	Present simple	Adjectives to describe people Free time activities
	<b>Apartment For Rent</b>	An advertisement for a 7-room apartment.	Present simple	Housing Parts of a house Amenities
	<b>Mad Mo's Department Store</b>	An advertisement announcing special bargains on sale at a department store.	Present simple	Shopping
	<b>More Machines, Fewer People</b>	An article about how machines are replacing people in the workplace.	Present simple Comparatives	Adjectives to describe people
	<b>Camp Maple</b>	A young boy is writing to his mother about his daily routine at summer camp.	Present simple Past simple	Family members Free time activities
	<b>An Unusual Guest</b>	A strange guest without luggage asks for a room. He claims he has a reservation but the clerk discovers the man has come eight months late.	Past simple	Free time activities Adjectives to describe people
	<b>Max's Dream Vacation</b>	A mail carrier wanted to go to Hawaii but he didn't have enough money for the trip. The next day he is found inside a large package with holes in it addressed to Hawaii.	Past simple	Adjectives to describe people Free time activities
	<b>Honolulu</b>	Sara is writing to a friend from Hawaii where she is on a business trip.	Present simple	Free time activities
	<b>Police Catch 'Clean' Mclean</b>	An article about how the police caught a robber who used to both rob and clean people's homes.	Present simple Past simple	Adjectives to describe people Housing Parts of the house

Skill	Title	Summary	Learning Area	Lexical Area
	<b>London</b>	Joel writes to Gwen about a terrible traffic accident he saw near his hotel while he was on vacation in London.	Past simple	Free time activities
	<b>Life On My Street</b>	The author thinks he is the luckiest person in the world because he lives on one of the nicest street in Washington, D.C.	Present simple	Free time activities Adjectives to describe people Housing
	<b>Washington</b>	Pedro and Teresa have just moved into their new home in Washington, D.C. and are writing to their friends to describe their new house.	Present simple Past simple	Housing Parts of houses Free time activities Family members
	<b>Family</b>	A young woman informs her father that she is leaving for the airport with her aunt and uncle.	Present continuous Past simple	Free time activities Family members Relationships
	<b>Drama</b>	Bogie informs Helen that her sister is in Washington, D.C. and is looking for her. The sister arrives while Helen is on the phone.	Present simple Present continuous	Relationships Adjectives to describe people
	<b>News</b>	A news broadcast from the scene of a hotel fire.	Past simple Preposition of place	Housing Furniture
	<b>Friends</b>	Raja calls Dave to tell him about the restaurant he went to the previous evening and to invite Dave to join him for dinner there the following day.	Past simple Quantifiers	Food Places to eat out

Skill	Title	Summary	Learning Area	Lexical Area
	<b>Work</b>	A message from a businessman applying for a job.	Present simple Past simple	Adjectives to describe people
	<b>Quiz</b>	A radio quiz show called "Answer the Question" in which listeners call in with questions and try to beat the quiz show host.	Past simple Comparatives and superlatives	Free time activities
	<b>Music</b>	A radio music show about a new singer's album and the songs on it.	Present simple	Adjectives to describe people
	<b>Outgoing Message</b>	The outgoing message of the Chang family.	Past simple	Family members Relationships
	<b>Ad</b>	An advertisement for a home rental agency in Washington D.C.	Present simple	Housing Parts of a house
	<b>Weather</b>	A reporter reports on a hurricane-like storm that caused severe damage.	Present simple Past simple comparatives	Housing Appliances
	<b>Call-In</b>	Listeners call in to a radio program to share their views on a new machine factory in Virginia.	Present simple Past simple	Adjectives to describe people Housing










Skill	Title	Summary	Learning Area	Lexical Area
	<b>Tomorrow At Ten</b>	A receptionist is talking on the phone making an appointment for the next day.	Present simple	Food & diets
	<b>The Package</b>	A delivery person at the office requests help with his parcels.	Present simple	Relationships
	<b>Nice To Meet You</b>	Two business women are introducing themselves.	Present simple	Relationships Free time activities
	<b>Wrong Number</b>	A woman is talking to someone who called the wrong number.	Present simple	Relationships
	<b>We're Closed</b>	A man asks a clerk who is closing a shop what the opening hours are.	Present simple	Shopping
	<b>Calling From</b>	A man on a cell phone is asking for directions to an office.	Present simple	Places
	<b>Tickets, Please!</b>	A woman is busying a train ticket from the cashier.	Present simple	Shopping
	<b>What Time Is It?</b>	A woman is asking a man for the time.	Present simple	Relationships

Skill	Title	Summary
	<b>Be: Past Simple</b>	Review of the form and use of the past tense of the verb "Be" - including questions.
	<b>Comparison Of Adjectives</b>	Review of the comparison of adjectives - equality, comparative and superlative.
	<b>Imperatives</b>	Review of the form and use of imperatives.
	<b>Modals And Semi-Modals</b>	Review of modals and semi modals (can, may, have to), including questions.
	<b>Nouns And Quantifiers</b>	Review of nouns and quantifiers, count and non-count.
	<b>Past Simple</b>	Review of the Past simple tense including questions and irregular verbs.
	<b>Present Simple</b>	Review of the form and use of the Present simple including questions, short answers, tag questions, etc.
	<b>Present Simple vs. Present Continuous</b>	Presentation and practice of the difference between Present simple and Present continuous in short sentences and questions.










# Basic 3










(MCERL A2)









4.º año NES









Unit	Lesson	Learning Area	Lexical Area
<p><b>Unit 1. Getting A Job</b></p> <p>This unit deals with people trying to get a job. Learners will listen to a voice mail telling someone to call back about setting up an interview. They will listen to and take part in a dialogue of a receptionist explaining that someone is unavailable, and will read a story about a course on how to succeed in an interview.</p> <p>The grammar section deals with the modal “be able to,” and gerunds as objects and after prepositions.</p> <p>The vocabulary section provides learners with exposure to and practice of words and phrases on the topic of education.</p>	 <p><b>Voice Mail</b></p>	A voice mail telling someone to call back about setting up an interview.	Modal verb: be able to Use of gerunds as objects and after prepositions
	 <p><b>My Education Plans</b></p>	A story about a training course where one learns how to succeed in an interview.	
	 <p><b>Phone Call</b></p>	A receptionist on the phone is telling a caller that someone is unavailable.	
	 <p><b>Modals: Be Able To</b></p>	Presentation and practice of the modal “be able to”.	
	 <p><b>Gerunds: As Object</b></p>	Presentation and practice of the use of gerunds as objects.	
	 <p><b>Gerunds: After Prepositions</b></p>	Presentation and practice of the use of gerunds after prepositions.	
	 <p><b>Education</b></p>	Presentation and practice of vocabulary associated with the topic of education.	
	 <p><b>Handout activity:</b> Basic 3</p>		
 <p><b>Extra material</b></p>			



Unit	Lesson	Learning Area	Lexical Area		
<p><b>Unit 2. Business Matters</b></p> <p>Learners will listen to a voice mail message from a businessman setting up a meeting to discuss a project. They will listen to and take part in a dialogue of a businesswoman requesting her secretary to send a fax, and will read an e-mail from a businesswoman looking for a site for her new factory.</p> <p>The grammar section deals with the modals "must/must not," and "had to/don't have to."</p> <p>The vocabulary section provides learners with exposure to and practice of words and phrases on the topic of work.</p>		<p><b>Business</b></p>	<p>A voice mail message from someone who wants to make an appointment with Mr. James to discuss a project.</p>	<p>Modal verbs: must - had to - mustn't - don't have to</p>	<p>Work &amp; employment</p>
		<p><b>London</b></p>	<p>An e-mail from Arlene who is on a business trip to London to choose a location for a T-shirt factory.</p>		
		<p><b>Fax It</b></p>	<p>A businesswoman is requesting her secretary send a fax.</p>		
		<p><b>Modals: Must</b></p>	<p>Presentation and practice of the modal "must".</p>		
		<p><b>Modals: Had To</b></p>	<p>Presentation and practice of the modal "had to".</p>		
		<p><b>Modals: Must Not - Don't Have To</b></p>	<p>Presentation and practice of the modals "must not" and "don't have to".</p>		
		<p><b>Work 2</b></p>	<p>Presentation and practice of vocabulary associated with the topic of work.</p>		
 <p><b>Extra material</b></p>	 <p><b>Handout activity:</b> Basic 3</p>				

Unit	Lesson	Learning Area	Lexical Area
<p><b>Unit 3. Planning A Vacation</b></p> <p>This unit deals with various aspects of planning a vacation. Learners will watch a video clip about a businesswoman and a backpacker waiting for their flight. They will listen to and take part in a dialogue between two women discussing their vacation, and will read an ad for a travel agency.</p> <p>The grammar section deals with the modal "should," infinitives after verbs, and gerunds after verbs.</p> <p>The vocabulary section provides learners with exposure to and practice of words and phrases on the topic of travel.</p>	 <p><b>Flight To Mumbai</b></p> <p>A video clip about a businesswoman and a backpacker waiting for their flight.</p>	<p>Modal verb: should</p> <p>Infinitives &amp; gerunds after verbs</p>	<p>Travelling</p> <p>Travel arrangements</p>
	 <p><b>Village Tours</b></p> <p>An advertisement describing the services offered by Village Tours Agency.</p>		
	 <p><b>Vacation At Last</b></p> <p>Two women are discussing their vacation.</p>		
	 <p><b>Modals: Should</b></p> <p>Presentation and practice of the modal "should."</p>		
	 <p><b>Infinitives: After Verbs</b></p> <p>Presentation and practice of the use of infinitives after verbs.</p>		
	 <p><b>Gerunds: After Verbs</b></p> <p>Presentation and practice of the use of gerunds after verbs.</p>		
	 <p><b>Travel</b></p> <p>Presentation and practice of vocabulary associated with the topic of travel.</p>		
	 <p><b>Extra material</b></p>	 <p><b>Handout activity:</b> Basic 3</p>	

Unit	Lesson	Learning Area	Lexical Area	
<p><b>Unit 4. Eating Out</b></p> <p>This unit deals with various aspects of eating out. Learners will listen to a radio review of a restaurant. They will listen to and take part in a dialogue of a couple discussing plans for going out, and will read an ad for a catering service.</p> <p>The grammar section deals with the Past continuous in contrast with the Past simple, and comparison of adverbs.</p> <p>The vocabulary section provides learners with exposure to and practice of words and phrases on the topic of food.</p>	 <p><b>Food</b></p>	A radio interview of the Prima Vera Restaurant.	Past simple vs. Past continuous Comparatives	Eating out Adjectives to describe food
	 <p><b>Pearl's Party Service</b></p>	An advertisement for a catering service.		
	 <p><b>Japanese Restaurant</b></p>	A man and a woman are walking in the Street discussing their plans for the evening.		
	 <p><b>Past Continuous: Continuous Vs. Simple</b></p>	Presentation and practice of differences between the Past continuous and the Past simple.		
	 <p><b>Adverbs: Comparisons</b></p>	Presentation and practice of the comparative form of adverbs.		
	 <p><b>Talking About Food</b></p>	Presentation and practice of vocabulary associated with the topic of food.		
	 <p><b>Extra material</b></p>	 <p><b>Handout activity:</b> Basic 3</p>		









Unit	Lesson	Learning Area	Lexical Area	
<p><b>Unit 5. Travelling Abroad</b></p> <p>This unit deals with the topic of overseas travel. Learners will watch a video clip of two businessmen meeting in the airport. Learners will listen to the outgoing voice mail message of a family who is abroad. They will listen to and take part in a dialogue in which a tourist is asking for directions to his hotel, and they will read a story about a girl leaving her village for the first time to fly overseas.</p> <p>The grammar section deals with the Future: "will" in contrast to "going to," the Present simple, and Present continuous.</p> <p>The vocabulary section provides learners with exposure to and practice of words and phrases on the topic of travel.</p>	 <p><b>Airport Arrivals</b></p>	<p>A video clip of two businessmen meeting in the arrivals hall of the airport. One has just arrived from Sydney and his luggage was lost along the way.</p>	<p>Will vs. going to</p> <p>Present simple &amp; Present continuous with future meaning</p>	<p>Travelling</p>
	 <p><b>Rita's Trip Abroad</b></p>	<p>A story about Rita's first time away from her small village in Mexico. She is on a flight to Washington, D.C. to visit her aunt and uncle.</p>		
	 <p><b>Information</b></p>	<p>A man is asking how to get to his hotel.</p>		
	 <p><b>Adverbs: Form</b></p>	<p>Presentation and practice of the formation of adverbs.</p>		
	 <p><b>Future: Will vs Going To</b></p>	<p>Presentation and practice of the future tenses "will" and "going to".</p>		
	 <p><b>Future: Present Simple</b></p>	<p>Presentation and practice of the use of Present simple to talk about the future.</p>		
	 <p><b>Future: Present Continuous</b></p>	<p>Presentation and practice of the use of the Present continuous to talk about the future.</p>		
	 <p><b>Travel 2</b></p>	<p>Presentation and practice of vocabulary associated with the topic of travel.</p>		





















Extra material












Handout activity: Basic 3






Unit	Lesson	Learning Area	Lexical Area
<p><b>Unit 6. Emotions</b></p> <p>In this unit learners will watch a video clip of a soap opera set in a hospital. They will listen to and take part in a dialogue between two girlfriends discussing how one can talk to the man she is interested in, and they will read a story about how a man feels when he thinks people have forgotten his birthday.</p> <p>The grammar section deals with the Past continuous: in statements and in questions and answers.</p> <p>The vocabulary section provides learners with exposure to and practice of words and phrases on the topic of adjectives.</p>	 <p><b>Drama</b></p>	The continuing saga of the TV soap opera "Hospital Adventures."	Past continuous (statements / questions / answers)
	 <p><b>Malcom's Special Day</b></p>	The story of Malcolm's birthday. He thinks his wife has forgotten it but he returns home to a surprise party.	
	 <p><b>There's Tom</b></p>	A woman suggests ways that her friend can talk to a man she is interested in.	
	 <p><b>Past Continuous: Statements</b></p>	Presentation and practice of statements using the Past continuous.	
	 <p><b>Past Continuous: Questions And Answers</b></p>	Presentation and practice of questions and answers using the Past continuous.	
	 <p><b>Adjectives 3</b></p>	Presentation and practice of vocabulary associated with the topic of adjectives.	
	 <p><b>Extra material</b></p>	 <p><b>Handout activity:</b> Basic 3</p>	

Unit	Lesson	Learning Area	Lexical Area	
<p><b>Unit 7. Making Excuses</b></p> <p>This unit is about people making excuses and declining invitations. Learners will listen to a voice mail message from a woman apologizing for not being able to attend a party. They will listen to and take part in a dialogue in which a woman doesn't accept a lunch invitation from a colleague, and they will read a story about a man who has forgotten he promised to help his wife prepare a party.</p> <p>The grammar section deals with infinitives after adjectives and objects, and gerunds as the subject of a sentence.</p> <p>The vocabulary section provides learners with exposure to and practice of words and phrases on the topic of health.</p>	 <p><b>Family</b></p>	<p>A voice mail message from Susan to say that she has a cold and won't be attending a party that night.</p>	<p>Infinitives after adjectives and objects</p> <p>Gerunds as subjects</p>	<p>Making excuses</p> <p>Health</p>
	 <p><b>The Party</b></p>	<p>A story about a man who forgot that he has to help his wife prepare for a party that night.</p>		
	 <p><b>Lunch</b></p>	<p>A woman is turning down a lunch invitation from a colleague in her office.</p>		
	 <p><b>Infinitives: After Adjectives</b></p>	<p>Presentation and practice of the use of infinitives after adjectives.</p>		
	 <p><b>Infinitives: After Objects</b></p>	<p>Presentation and practice of the use of infinitives after objects.</p>		
	 <p><b>Gerunds: As Subject</b></p>	<p>Presentation and practice of the use of gerunds as subjects.</p>		
	 <p><b>Health</b></p>	<p>Presentation and practice of vocabulary associated with the topic of health.</p>		
	 <p><b>Extra material</b></p>	 <p><b>Handout activity:</b> Basic 3</p>		

Unit	Lesson	Learning Area	Lexical Area	
<p><b>Unit 8. Tickets, Please!</b></p> <p>This unit deals with situations in which we have to buy tickets. Learners will watch a video clip of an actor and his agent discussing an audition for a part in a play. They will listen to and take part in a dialogue of a man showing his ticket and passport to a flight check-in clerk, and they will read an article about theater ushers.</p> <p>The grammar section deals with adverbs of frequency, and gerunds, in contrast to the infinitive and in impersonal statements.</p> <p>The vocabulary section provides learners with exposure to and practice of words and phrases on the topic of entertainment.</p>	 <p><b>The Audition</b></p>	<p>A video clip of an actor and his agent discussing an audition for a part in a play.</p>	<p>Adverbs of frequency Gerunds vs. infinitives Empty subjects</p>	<p>Entertainment Theatre &amp; acting</p>
	 <p><b>Tickets, Please!</b></p>	<p>An article about the work of theatre ushers.</p>		
	 <p><b>Excuse Me</b></p>	<p>An airport check-in clerk is asking a man for his passport and ticket.</p>		
	 <p><b>Adverbs: Frequency</b></p>	<p>Presentation and practice of adverbs of frequency.</p>		
	 <p><b>Gerunds: Gerund Or Infinitive</b></p>	<p>Presentation and practice of the differences between gerunds and infinitives.</p>		
	 <p><b>Impersonal Statements: Empty Subjects</b></p>	<p>Presentation and practice of the use of impersonal statements in sentences where there is no real subjects.</p>		
	 <p><b>Entertainment 2</b></p>	<p>Presentation and practice of vocabulary associated with the topic of entertainment.</p>		
	 <p><b>Extra material</b></p>	 <p><b>Handout activity:</b> Basic 3</p>		

Unit	Lesson	Learning Area	Lexical Area
<p><b>Unit 9. Saving Energy</b></p> <p>This unit is about saving energy. Learners will become familiar with words and phrases related to the topic, identify and use different conditional (if) sentences to talk about saving energy. Learners are presented with and practice the comprehension strategy making predictions.</p> <p>The grammar section deals with conditional sentences (zero / 1st type).</p> <p>The vocabulary section deals with energy sources, renewable energy and electrical appliances.</p>	 <p><b>Introduction: Saving Energy</b></p>	<p>The topic of saving energy is introduced. Learners are exposed to and practice words and phrases on the topic.</p>	<p>Conditional sentences (zero / 1<sup>st</sup> type).</p> <p>Energy sources</p> <p>Renewable energy</p> <p>Electrical appliances</p>
		<p>Conditional (if) sentences are presented and practiced.</p>	
	 <p><b>How To Save Energy</b></p>	<p>The comprehension strategy of making predictions is presented and practiced. Learners read an article about how to save energy at home and talk about how they save energy at home.</p>	
	 <p><b>The Electricity Bill</b></p>	<p>A video about a mother and son discussing about saving energy. Then learners write a continuation of the screen play.</p>	
			
	 <p><b>Looking For A Washing Machine</b></p>	<p>Learners watch and take part in a conversation between a salesclerk and a customer in an appliance store.</p>	
			
 <p><b>Make Your Own Energy</b></p>	<p>An article about how people's movements can create energy. Learners then write about a way to use movement to make energy</p>		
			



Unit	Lesson	Learning Area	Lexical Area
	 <b>Renewable Energy</b> 	A slide show about renewable energy. Learners then summarize the information for a friend.	
 <b>Extra materials</b>	 <b>Handout activity:</b> Basic 3		
	 <b>Teaching sequence:</b> <a href="#">What can we do to help out oceans?</a>		

### Unit 10. Knowing A Second Language

This unit is about speaking and learning a second language. Learners will become familiar with words and phrases related to the topic, identify and use past and present tenses to talk about learning a second language. The comprehension strategy, identifying examples, is presented and practiced. Learners will read an article on the benefits of learning a second language. They will watch a video where two friends talk about being bilingual. Learners will also talk about their own experiences learning another language.

The grammar section deals with the Present and Past simple and continuous.

The vocabulary section deals with learning and study tips, language and culture.



#### Introduction: Knowing A Second Language

The topic of knowing a second language is introduced. Learners are exposed to and practice words and phrases on the topic. A review of Present and Past tenses is presented and learners practice all tenses.

Present & Past simple and continuous

Learning & study tips  
Language & culture



#### The Benefits Of Language Learning










The comprehension strategy of identifying examples is presented and practiced. Learners read an article about the advantages of learning a second language.











#### Being Bilingual









A video about two friends talking about being bilingual. Learners then talk about their experiences speaking or learning another language.



















Unit	Lesson	Learning Area	Lexical Area
	 <b>Tips For Learning English</b> 	Learners watch a video and take part in conversation about the difficulties of learning English.	
	 <b>The Bilingual Circle</b> 	A web page about an organization that helps parents of bilingual children. They then write an e-mail to the organization.	
	 <b>Language Channel Podcast</b> 	A podcast about personality in language. Then they write a summary of the podcast.	
 <b>Extra materials</b>	 <b>Handout activity:</b> Basic 3  <b>Teaching sequence:</b> <a href="#">How well do you manage your time?</a>		









## Additional Basic 3

Skill	Title	Summary	Learning Area	Lexical Area
	<b>Thieves Rob Building Downtown</b>	Thieves break into the New Diamond Exchange Building. The guard has fallen asleep, but wakes up to see the thieves running away.	Past simple	Adjectives to describe feelings and emotions Work & employment
	<b>Paris</b>	Michelle is writing to Rachel about Joe's accident.	Present simple Past simple	Adjectives to describe feelings and emotions Minor injuries
	<b>At Huckleberry Hill</b>	An advertisement for a new housing development.	Present simple Modals conditionals	Adjectives to describe feelings and emotions
	<b>We Can Change The World</b>	Santiago lived in a small village when the war started. Although he is young, he has strong opinions. He tells people they can change the world.	Simple past Conditionals	Education Work & employment
	<b>Police Officer Needed</b>	An advertisement for a police training program.	Present simple Modal verbs	Work & employment
	<b>Id Town University</b>	Jane I writing to Karen about the part-time job she got at the university library.	Present simple	Education & job Work & employment Learning & study tips
	<b>Nicole Hunt Tells All</b>	Businesswoman Nicole Hunt tells how she got started in business as a factory worker and eventually rose to become president of her out company.	Present simple Present continuous Past simple	Education & job Work & employment Learning & study tips
	<b>Police Arrest Bicycle Thief</b>	Police finally arrest the bicycle thief known for stealing children's bicycles, riding them all over town and then throwing them into the ocean.	Present simple Present continuous Past simple Gerund vs. infinitives	Energy sources Adjectives to describe feelings and emotions

Skill	Title	Summary	Learning Area	Lexical Area
	<b>Wisconsin</b>	Marie is having a great time on her aunt's farm.	Present continuous Going to	Work & employment Traveling
	<b>Artemis Theater Presents</b>	An advertisement for a theater company.	Present simple	Entertainment Theatre and acting
	<b>Jerusalem</b>	Tim is writing to Mike about his trip to Jerusalem.	Present continuous Going to Simple past Past continuous	Adjectives to describe feelings and emotions Traveling Travel arrangements
	<b>Save Our Planet</b>	There will be many programs at the Natural History Museum for "Save our planet week"	Will vs. going to Present continuous with future meaning	Energy Renewable energy
	<b>Interview</b>	Businessman Patrick Sykes is being interviewed about his experience on a business trip the previous month.	Present simple Past simple	Work & employment Traveling
	<b>Ongoing Message</b>	The Janson family is on vacation, and they will be absent the whole week.	Present simple Present continuous	Traveling Travel arrangements
	<b>Friends</b>	Kim leaves a message for Cindy telling her that she has managed to get two tickets for Wednesday evening's concert.	Past simple	Entertainment Theatre and acting
	<b>Ad</b>	An advertisement about a travelling agency.	Present simple	Traveling Travel arrangement

Skill	Title	Summary	Learning Area	Lexical Area
	<b>Business</b>	Two businessmen meet at a hotel. One has just arrived from Sydney and has his luggage lost along the way.	Present simple Past simple	Work & employment Traveling
	<b>Sales</b>	A telemarketing message about jobs for high school students	Present simple	Work & employment
	<b>News</b>	A report about the trial of art thief, Blacky Smith.	Simple past Going to	Work & employment
	<b>Sports</b>	An interview with a coach and a professor about the university's sport teams.	Present simple	Education & jobs Learning & study tips
	<b>Quiz</b>	A radio quiz show called "Win Big" gives prizes to the contestant that answers most questions correctly.	Present simple Going to Comparatives and superlatives	Entertainment
	<b>Music</b>	A radio arts program about various cultural events taking place around the city.	Present continuous with future meaning	Theatre & acting Entertainment
	<b>Weather</b>	The local and international weather report.	Present simple Past simple Future	Entertainment
	<b>Call-In</b>	"Give your opinion" asks for listener's opinions on the question "Do schools give too much homework?"	Present simple	Education Learning & study tips

Skill	Title	Summary	Learning Area	Lexical Area
	<b>Our Tickets</b>	A man and a woman are trying to remember where the woman put their tickets.	Present simple Past simple	Entertainment Theater & acting
	<b>Return A Sweater</b>	A young woman wants to know if she can return a sweater to the store without a receipt.	Present simple Modal verbs	Making excuses
	<b>Too Large</b>	A salesperson is hinting to a woman buying a shirt that it is too big. The woman insists that it is what she wants.	Present simple	Shopping
	<b>Can I Order?</b>	A woman inquires whether a dress is available in another color or can be ordered.	Present simple	Shopping
	<b>Which Tie?</b>	A wife is asking her husband which color tie and shirt he prefers.	Comparatives and superlatives	Shopping
	<b>Glass Of Water</b>	A man offers a woman some coffee or tea before a meeting. She refuses and asks for a glass of water instead.	Present simple Modals	Work & employment Eating out
	<b>Work Late</b>	A woman asks her friend if he can help her in the store. He refuses because he has to work late that night.	Present simple Modals	Making excuses Work & employment
	<b>Wake Up!</b>	A woman tells another not to wake her up next morning because she is on vacation.	Present simple	Work & employment Travelling

Skill	Title	Summary
	<b>Adverbs</b>	Review of the form and use of adverbs in simple sentences and questions (too / enough, comparisons, adverbs of frequency).
	<b>Too vs. Enough</b>	Presentation and practice of the use of "too" vs. "enough" in short sentences.
	<b>Future Tenses</b>	Review of different ways to express the future and intention in short sentences and questions (will, going to, Present continuous, Present simple).
	<b>Gerunds</b>	Review of use of gerunds in short sentences and questions (after verbs, after prepositions, as subjects, as objects, in contrast to infinitive).
	<b>Infinitive (After Certain Verbs, Adjectives)</b>	Review of a variety of uses of the infinitive (after verbs, after adjectives, after objects, etc.).
	<b>Infinitive (Instead Of Noun Clauses)</b>	Presentation and practice of the use of the infinitive instead of noun clauses in short sentences and questions.
	<b>Modals</b>	Review of the form and use of modals in short sentences and questions (must, should, be able to, had to, must not, don't have to).
	<b>Past Continuous</b>	Review of the form and use of the Past continuous in short sentences and questions.



Vamos Buenos Aires