



CLE CIPI INGLÉS - Ejemplos de Ítems y Tareas

Texto 1

Comprensión Lectora

The City Zoo

<p>Mr. Jones works at the City Zoo. He is the zoo keeper. He is a very good man and he loves animals.</p>  <p>1</p>	<p>Now, Mr. Jones is in his office. The telephone rings. Billy the bat hears the conversation.</p>  <p>2</p>
<p>Billy the bat is telling the other animals the bad news. All the animals cry.</p>  <p>3</p>	<p>I've got an idea! Let's all work! We can get money for our zoo.</p>  <p>4</p>
<p>In the morning...</p>  <p>5</p>	 <p>6</p>





TAREA 1:

Choose the best option (A, B or C). Write a tick (✓) next to it.

Example: *This text is about ...*

- | | |
|-------------------------------------|--------------|
| <input type="checkbox"/> | A. a circus. |
| <input checked="" type="checkbox"/> | B. a zoo. |
| <input type="checkbox"/> | C. a park. |

1) Mr. Jones has got ...

- | | |
|--------------------------|----------------------|
| <input type="checkbox"/> | A. pets at home. |
| <input type="checkbox"/> | B. a job at the zoo. |
| <input type="checkbox"/> | C. pets at the zoo. |

2) In picture 2, Billy is thinking about ...



- | | | | | | |
|----|--------------------------|----|--------------------------|----|--------------------------|
| A. | <input type="checkbox"/> | B. | <input type="checkbox"/> | C. | <input type="checkbox"/> |
|----|--------------------------|----|--------------------------|----|--------------------------|

3) The animals are sad. The problem is: ...

- | | |
|--------------------------|--|
| <input type="checkbox"/> | A. Mr. Jones hasn't got money for the zoo. |
| <input type="checkbox"/> | B. Mr. Jones isn't a very good zoo keeper. |
| <input type="checkbox"/> | C. Mr. Jones doesn't like the City Zoo. |

4) The monkey's idea is ...

- | | |
|--------------------------|---------------------------|
| <input type="checkbox"/> | A. "Let's go for a walk!" |
| <input type="checkbox"/> | B. "Let's get money!" |
| <input type="checkbox"/> | C. "Let's have a party!" |



Texto 2

Gorillas at Work



The gorillas are working with Mr. Oliver in his shop. Here is a note for them.



Bimbo and Kimbo,

I'm going out for one hour. Pay attention to these instructions:

- There are five boxes of bananas on the floor. Open the boxes and put the bananas on the table. Don't eat any bananas! They are for the people; they aren't for you!*
- Get some old newspapers and clean the big window. I can't see the people in the street!*
- Put the apples in the red box and the pears in the green box.*
- Mrs. Morrison needs 2 kilos of potatoes and 1 kilo of tomatoes.*



TAREA 2:

Are these sentences True or False? Tick (✓) TRUE or FALSE in the boxes below.

	TRUE	FALSE
<i>Example:</i> The gorillas are working.	✓	
1) Mr. Oliver is the writer of the note.		
2) The bananas are for the gorillas.		



Producción Escrita


TAREA 1




Help Mr. Jones make this poster.

Look at the pictures and complete the spaces.


THE CITY ZOO IS OPEN AGAIN!
COME AND LOOK AT OUR ATTRACTIONS...




Visit the giraffes.
They're _____.



This is Alfred the elephant.
He has got _____.



Harry the hippo
is always in the lake.
He likes _____.




Look at our gorillas!
They _____.

WELCOME!



TAREA 2:

Look! This is a photo of the party at the City Zoo.



io

Look at the picture and complete the spaces.

Look at the animals!

The pigs

The hippo is

Billy the bat doesn't like the party. He's

On the table, you can see

Mr. Jones and the animals are very happy...This is a fantastic party!!

Clave de Respuesta



Comprensión Lectora

- **TEXTO 1:** *The City Zoo*

1	B
2	B
3	A
4	B

- **TEXTO 2:** *Gorillas at Work*

1	T
2	F



Producción Escrita

Tarea 1:

- Visit the giraffes. They're **(very) tall / big / yellow / nice**.
- This is Alfred the elephant. He has got **big ears / eyes / teeth / legs / feet**.
- Harry the hippo is always in the lake. He likes water / **playing (in the water) / swimming!**
- Look at our gorillas! They **can play / are playing / like football!**

Tarea 2:

Sample of MAP:

The pigs **are singing / like music / are happy / have got hats**.

The hippo is **(very) big / fat / happy / is dancing**.

Billy the bat doesn't like the party. He's **sleeping / sad**.

On the table, you can see **three glasses / cake. (It's beautiful / tall / yellow.)**

Mr. Jones and the animals are very happy...This is a fantastic party!!



Producción Oral

PARTE 1

JUEGO

Interlocutor

Chicos vamos a jugar un juego.

Tenemos un TABLERO con una pista de autos. Hay dos AUTOS. Elijan uno para cada uno.

*También tenemos CARTAS con imágenes, también diferentes para cada uno.
Éstas son para vos y estas otras, para vos.*

¿Cómo se juega?




*Tenemos que avanzar con los autos por la pista hasta llegar a FINISH.
Para poder avanzar, hay que responder las preguntas de cada carta.*

Yo les voy a indicar cuándo cada uno puede avanzar.

Cuando alcancen la llegada, pueden recoger el banderín y se lo llevan a casa 😊






Candidato A	Candidato B
 <p>(A), look at these children. They are in class. How many boys can you see? (Let's count them.) <u>Back-up:</u> Can you see four boys? Can you see seven boys?</p> <p>Now (A), please wait. ☺ It's (B)'s turn.</p>	<p>(B), you start the game. This is your picture. (Mostrar <u>Lámina de Contextualización</u>)</p>  <p>Look, this is Tom. It's his birthday today. How many girls can you see? <u>Back-up:</u> Can you see five girls? Can you see three girls?</p> <p>(B), move your car to number 1.</p>
	<p>Card N°1</p>  <p>(B), look at the cake. How old is Tom today? If necessary: Count the candles (on the cake). (Pointing) <u>Back-up:</u> Is Tom eight years old? Is he seven?</p> <p>(B), move your car to number 2. Now, please wait. It's (A)'s turn now. ☺</p>



Card N°1



(A), look. This girl is looking through the window. (Pointing)

What's the weather like?

Back-up: Is it sunny?

Is it rainy?

(A), move your car to number 1.

Card N°2



(A) now, look at this boy.

What has he got in his hand? (Pointing at either hand)

Back-up: Has he got a pencil (in this hand)?

Has he got (cell) phone in this hand?

(A), move your car to number 2.

Now, please wait. It's (B)'s turn now. ☺

...



PARTE 2

Preguntas Personales

Now look, A, these children are at school. Tell me:

Backup Questions

- Do you like school?

If YES

- Tell me about your school.
- Is it big?
- What's your favourite place at school?
- Can you describe (your classroom)?

Do you like your classroom?

...

If NO

Really? But school is important. Tell me... GO TO QUESTIONS ABOVE

Now look, B, these children are friends.

Backup Questions

Tell me about your friends...

- How many friends have you got?
- What are their names?
- Tell me about ... (*choose one of names mentioned*)

Have you got five friends?

Name your friends...

...